

Special Olympics Illinois Reach Report 2016 Summary

ATHLETES SERVED

22,647

18 YEARS OF CONSECUTIVE GROWTH



YOUNG ATHLETES SERVED

19,927

INCLUDING PEER PARTNERS



VOLUNTEERS


45,800



NUMBER OF SPORTS

19

OLYMPIC STYLE



ATHLETE PARTICIPATIONS

49,593



COMPETITIONS

INCLUDING YOUNG ATHLETE EVENTS

290

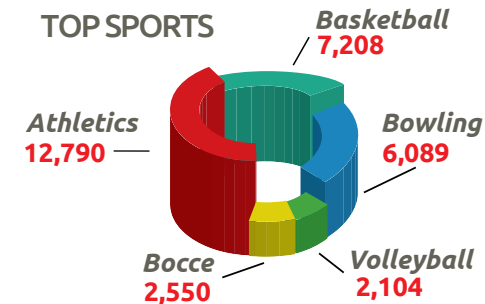


CERTIFIED VOLUNTEER COACHES

2,209



TOP SPORTS



* Numbers represent athlete participations

UNIFIED CHAMPION SCHOOLS

219



UNIFIED PARTNERS

1,490



HEALTHY ATHLETES

CLINICS

28

ATHLETE SCREENINGS

3,304



ATHLETE LEADERSHIP

ATHLETE LEADERS

139

APPEARANCES

504

ATHLETE BOARD

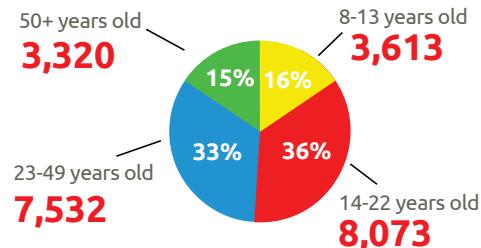
3

AUDIENCE #:

43,759



AGE GROUPS SERVED



SUPPORT

\$14.4 Million

CASH AND IN KIND



AREA PROGRAMS

18

FULL-TIME POSITIONS

76

BOARD MEMBERS

35

FOUNDATION BOARD

22

Special Olympics Illinois

