

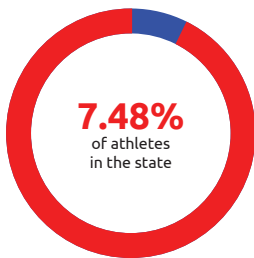
Special Olympics Illinois - Region A

Athletes Served

Total Athletes Served

Region A

1,735
athletes



State

23,197
athletes



Region Participation




Athletes from Region A participate in Alpine Skiing, Athletics, Basketball, Bocce, Bowling, Equestrian, Floor Hockey, Football (Soccer), Golf, Snowshoeing, Softball, Swimming, Tennis, and Volleyball. Athletes also participate in MATP, Young Athletes & Unified Champion Schools.

Other Participant Numbers

Young Athletes: **361**

Class A Volunteers: **1,308**

Peer Partners: **3,317**



Athletes by Gender



39% Female



61% Male

Athletes by Age

8-11yrs  3.57%

12-15yrs  11.53%

16-22yrs  23.63%

23-30yrs  15.22%

31-50yrs  26.63%

51+yrs  19.42%

**Special
Olympics**
Illinois

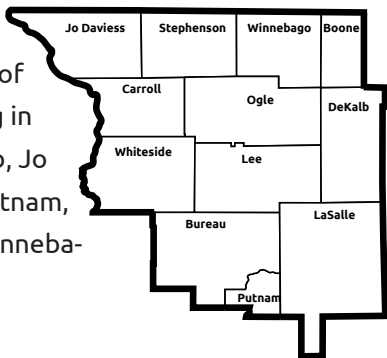


Special Olympics Illinois - Region A

Region Demographics

Region A

Serves the Northwest portion of Illinois with local programming in Boone, Bureau, Carroll, DeKalb, Jo Daviess, La Salle, Lee, Ogle, Putnam, Stephenson, Whiteside and Winnebago Counties.

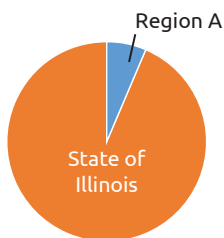


Mean Household Income**



Total Population in Region**

Region A: 729,377 **5.7%** of State Population
State: 12,860,000



Eligible for Special Olympics

6.05% of Eligible Population Served **Total Eligible in Region***: 28,657**

(Accompanied by 10 stylized wheelchair icons)

**Number based on U.S. Census Bureau, 2010 Census

***Estimated 2% of Total Population have an intellectual disability

Agencies & Competitions



Meet Your Team

Debbie Kelly - Director | dkelly@soill.org; 815-739-2052
Allison Nichols - Asst. Director | anichols@soill.org; 815-220-8128
Trent Geiger - Asst. Director | tgeiger@soill.org; 309-706-4563

Addresses

904 Myrtle Ave. Dixon, IL 61021
850 N. Church, Rockford, IL 61103
P.O. Box 317, Utica, IL 61373