

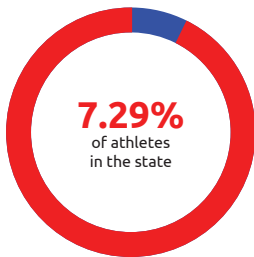
# Special Olympics Illinois - Region A

## Athletes Served

### Total Athletes Served

Region A

**1,700**  
athletes



State

**23,316**  
athletes



## Region Participation




Athletes from Region A participate in Alpine Skiing, Athletics, Basketball, Bocce, Bowling, Equestrian, Floor Hockey, Football (Soccer), Golf, Snowshoeing, Softball, Swimming, Tennis, and Volleyball. Athletes also participate in MATP, Young Athletes & Unified Champion Schools.

## Other Participant Numbers

Young Athletes: **89**

Class A Volunteers: **1,136**

Peer Partners: **1,282**



## Athletes by Gender



**39% Female**



**61% Male**

## Athletes by Age

8-11yrs  3.59%

12-15yrs  10.29%

16-22yrs  24.41%

23-30yrs  14.94%

31-50yrs  26.35%

51+yrs  20.41%

**Special  
Olympics**  
Illinois

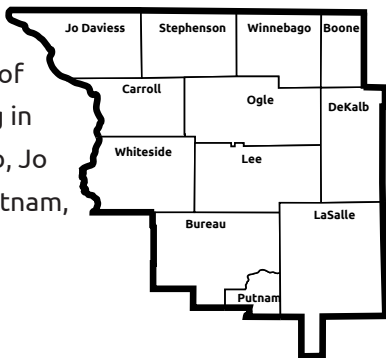


# Special Olympics Illinois - Region A

## Region Demographics

### Region A

Serves the Northwest portion of Illinois with local programming in Boone, Bureau, Carroll, DeKalb, Jo Daviess, La Salle, Lee, Ogle, Putnam, Stephenson, Whiteside and Winnebago Counties.



### Mean Household Income\*\*



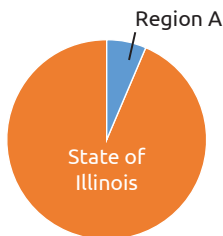
### Total Population in Region\*\*

Region A: 843,301

**6.6%**

State: 12,860,000

of State  
Population



### Eligible for Special Olympics

**10.08%** of Eligible Population Served

Total Eligible  
in Region\*\*\*:



**16,866**

\*\*Number based on U.S. Census Bureau, 2010 Census

\*\*\*Estimated 2% of Total Population have an intellectual disability

## Agencies & Competitions



## Meet Your Team

Debbie Kelly - Director | [dkelly@soill.org](mailto:dkelly@soill.org); 815-739-2052

Trent Geiger - Asst. Director | [tgeiger@soill.org](mailto:tgeiger@soill.org); 309-706-4563

### Addresses

904 Myrtle Ave. Dixon, IL 61021

850 N. Church, Rockford, IL 61103