

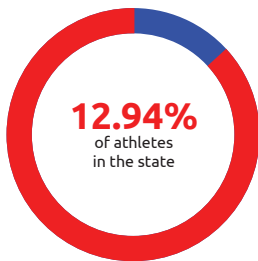
Special Olympics Illinois - Region B

Athletes Served

Total Athletes Served

Region B

3,016
athletes



State

23,316
athletes



Region Participation




Athletes from Region B participate in Alpine Skiing, Athletics, Basketball, Bocce, Bowling, Equestrian, Flag Football, Floor Hockey, Football (Soccer), Golf, Artistic Gymnastics, Rhythmic Gymnastics, Powerlifting, Snowshoeing, Softball, Swimming, Tennis, and Volleyball. Athletes also participate in MATP, Young Athletes & Unified Champion Schools.

Other Participant Numbers

Young Athletes: **603**

Class A Volunteers: **2,289**

Peer Partners: **1,765**



Athletes by Gender

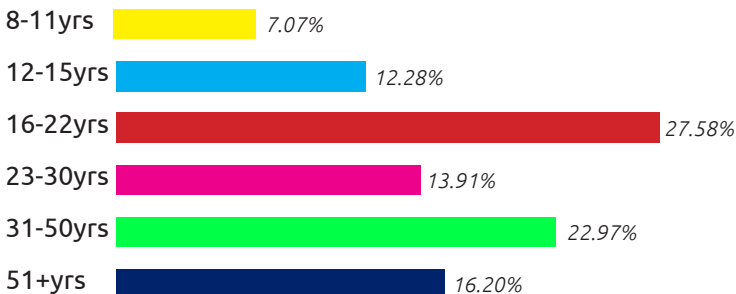


36% Female



64% Male

Athletes by Age



**Special
Olympics**
Illinois

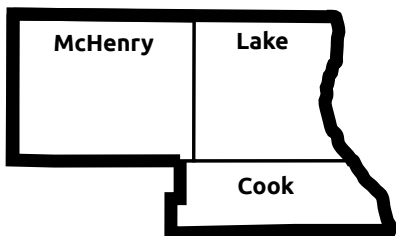


Special Olympics Illinois - Region B

Region Demographics

Region B

Serves the North Chicagoland area of Illinois with local programming in Lake, McHenry and North Suburban Cook Counties.

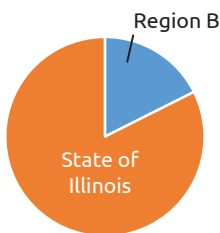


Mean Household Income**



Total Population in Region**

Region B: 2,261,060 **17.6%**
of State Population
State: 12,860,000



Eligible for Special Olympics

6.67% of Eligible Population Served
45,221 Total Eligible in Region***:


**Number based on U.S. Census Bureau, 2010 Census

***Estimated 2% of Total Population have an intellectual disability

Agencies & Competitions



Meet Your Team

Jordan Feldman - Director | jfeldman@soill.org; 847-209-1247

Katelin Zandi - Asst. Director | kzandi@soill.org; 217-497-0406

Michelle Mark - Asst. Director | mmark@soill.org; 630-267-0918

Mailing Address

103 Schelter Rd. Ste. 25 Lincolnshire, IL 60069