

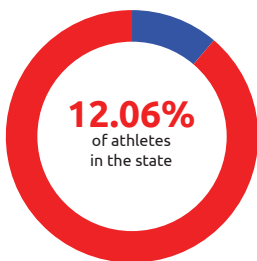
Special Olympics Illinois - Region E

Athletes Served

Total Athletes Served

Region E

2,812
athletes



State

23,316
athletes



Region Participation




Athletes from Region E participate in Alpine Skiing, Athletics, Basketball, Bocce, Bowling, Equestrian, Flag Football, Football (Soccer), Golf, Artistic Gymnastics, Rhythmic Gymnastics, Powerlifting, Snowshoeing, Softball, Swimming, Tennis, and Volleyball. Athletes also participate in MATP, Young Athletes & Unified Champion Schools.

Other Participant Numbers

Young Athletes: **231**

Class A Volunteers: **1,435**

Peer Partners: **557**



Athletes by Gender



32% Female



68% Male

Athletes by Age

8-11yrs **6.98%**

12-15yrs **15.95%**

16-22yrs **34.37%**

23-30yrs **13.39%**

31-50yrs **17.56%**

51+yrs **11.75%**

**Special
Olympics**
Illinois

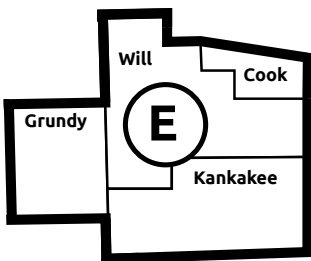


Special Olympics Illinois - Region E

Region Demographics

Region E

Serves the South Chicagoland area of Illinois with local programming in Grundy, Kankakee, South Suburban Cook and Will Counties.

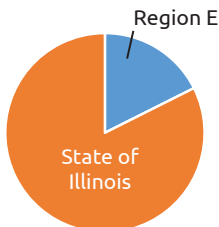


Mean Household Income**



Total Population in Region**

Region E: 2,153,296 **16.74%**
of State Population
State: 12,860,000



Eligible for Special Olympics

6.53% of Eligible Population Served **Total Eligible in Region***: 43,066**



**Number based on U.S. Census Bureau, 2010 Census
***Estimated 2% of Total Population have an intellectual disability

Agencies & Competitions



Meet Your Team

Patty Welsh - Director | pwelsh@soill.org; 708-997-0701

Annie Riddering - Asst. Director - Sports | ariddering@soill.org; 219-616-6081

Mailing Address

900 Maple Rd., Ste 1W Homewood, IL 60430