

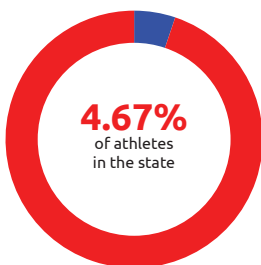
Special Olympics Illinois - Region G

Athletes Served

Total Athletes Served

Region G

1,088
athletes



State

23,316
athletes



Region Participation




Athletes from Region G participate in Alpine Skiing, Athletics, Basketball, Bocce, Bowling, Flag Football, Football (Soccer), Golf, Artistic Gymnastics, Rhythmic Gymnastics, Powerlifting, Snowshoeing, Softball, Swimming, Tennis, and Volleyball. Athletes also participate in MATP, Young Athletes & Unified Champion Schools.

Other Participant Numbers

Young Athletes: **140**

Class A Volunteers: **463**

Peer Partners: **571**

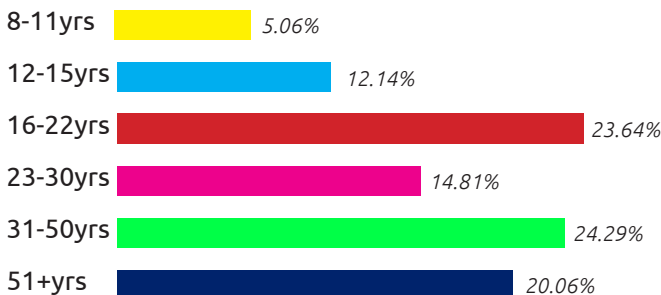


Athletes by Gender

 **38% Female**

 **62% Male**

Athletes by Age



**Special
Olympics**
Illinois

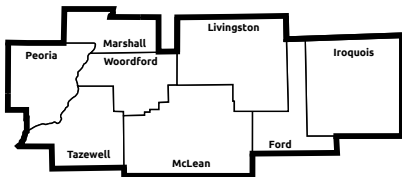


Special Olympics Illinois - Region G

Region Demographics

Region G

Serves the Central North-east area of Illinois with local programming in Ford, Iroquois, Livingston, Marshall, McLean, Peoria, Tazewell and Woodford Counties.



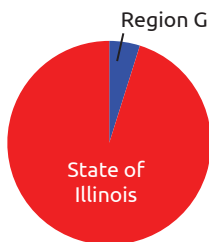
Mean Household Income**



Total Population in Region**

Region G: 625,513
State: 12,860,000

4.86%
of State
Population



Eligible for Special Olympics

8.70% of Eligible Population Served
Total Eligible in Region*: 12,510**



**Number based on U.S. Census Bureau, 2010 Census

***Estimated 2% of Total Population have an intellectual disability

Agencies & Competitions



Meet Your Team

Bailey Brenner - Director | bbrenner@soill.org; 309-888-2551

Mailing Address

605 E. Willow St. Normal, IL 61761