

Special Olympics Illinois - Region H

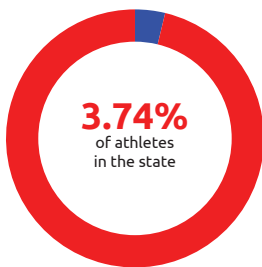
Athletes Served

Total Athletes Served

Region H

871

athletes



State

23,316

athletes



Region Participation




Athletes from Region H participate in Alpine Skiing, Athletics, Basketball, Bocce, Bowling, Flag Football, Football (Soccer), Golf, Artistic Gymnastics, Rhythmic Gymnastics, Powerlifting, Snowshoeing, Softball, Swimming, Tennis, and Volleyball. Athletes also participate in MATP, Young Athletes & Unified Champion Schools.

Other Participant Numbers

Young Athletes: **55**

Class A Volunteers: **373**

Peer Partners: **398**



Athletes by Gender

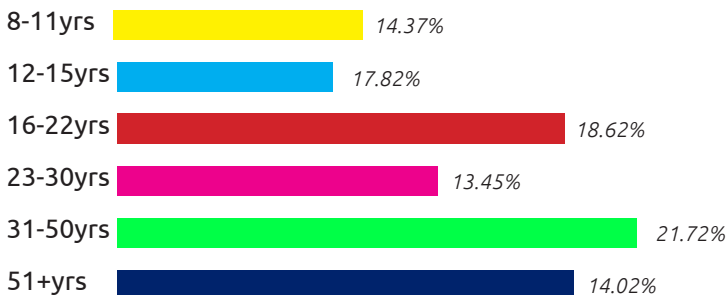


37% Female



63% Male

Athletes by Age



**Special
Olympics**
Illinois

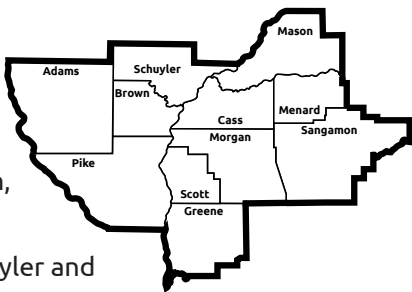


Special Olympics Illinois - Region H

Region Demographics

Region H

Serves the Central South-west area of Illinois with local programming in Adams, Brown, Cass, Greene, Mason, Menard, Morgan, Pike, Sangamon, Schuyler and Scott Counties.



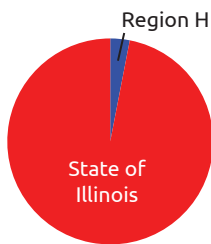
Mean Household Income**



Total Population in Region**

Region H: 391,280
State: 12,860,000

3.04%
of State
Population



Eligible for Special Olympics

11.13% of Eligible Population Served

11.13% of Eligible Population Served

Total Eligible in Region***:
7,826



**Number based on U.S. Census Bureau, 2010 Census
***Estimated 2% of Total Population have an intellectual disability

Agencies & Competitions



44
Agencies



14
Competitions

Meet Your Team

Lynde Pavich - Director | lpavich@soill.org; 217-544-3023

Rob Queenan - Asst. Director | rqueenan@soill.org; 217-415-9957

Addresses

900 Christopher Ln., Ste. 7, Springfield, IL 62712